



All-in-One Panoramic PTZ Series

All the Details and Object Tracking with one simple click

12MP Fisheye + 2MP PTZ Hybrid Camera

Fisheye Panoramic View

Wide Working Temperature Range

IP67 Ingress Protection & IK10 Vandal Resistance

20x / 30x Optical Zoom

Intuitive PTZ Control

Auto Tracking



All in One Camera

GV-PPTZ14021 (20x) and GV-PPTZ14031 (30x) are 360° anti-blindspot network cameras, that combine the panorama feature of a 12MP fisheye camera with the tracking and zoom agility of a 2MP PTZ.

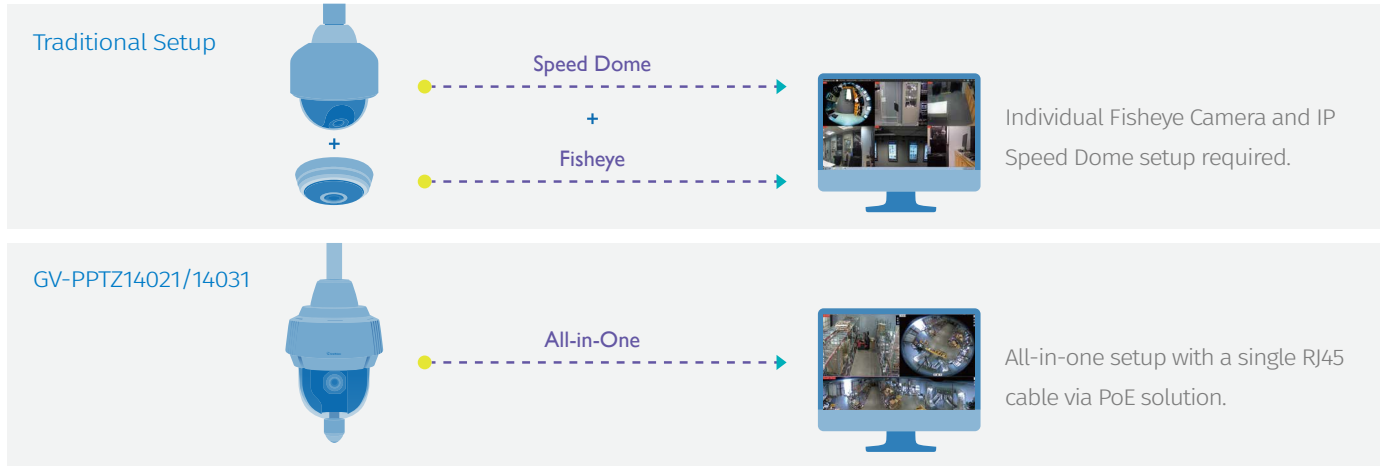


PTZ

Fisheye

Simplified Installation

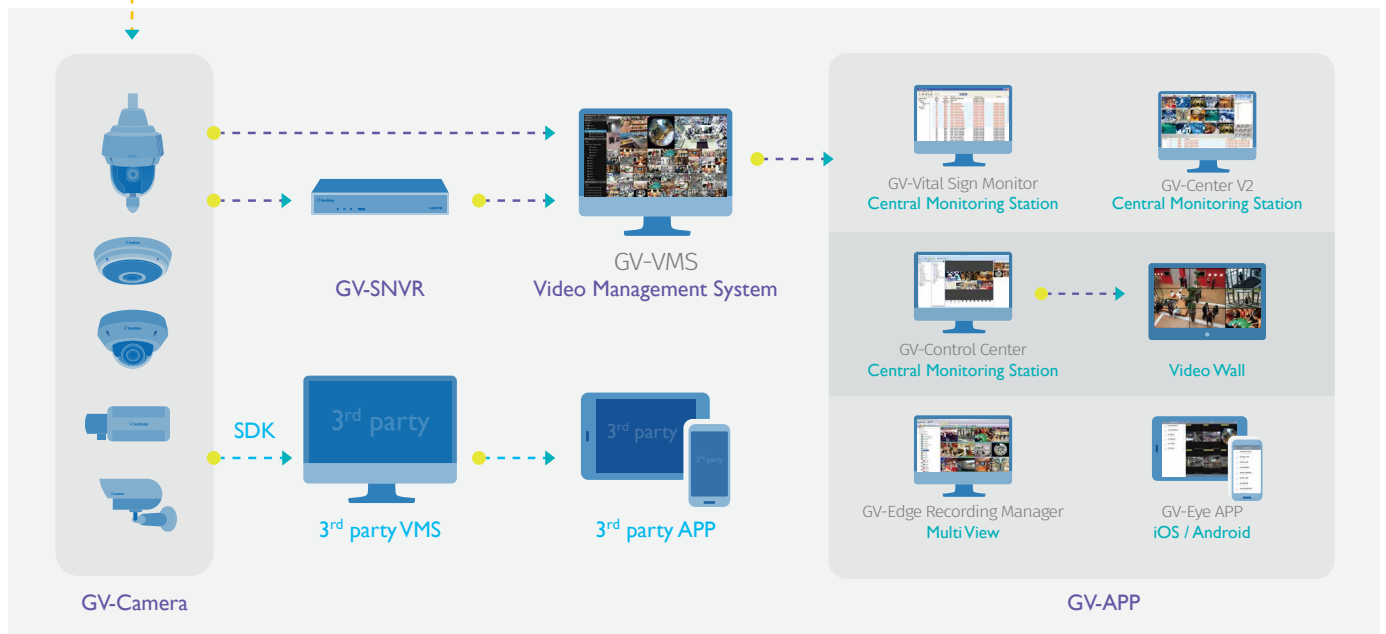
GV-PPTZ Series is designed for easy installation to help you save on time and cost.



Application



How It Works?



360° Panoramic View and Intuitive PTZ Control

These revolutionary models, which integrate the utility of fisheye lens with a 20x / 30x zoom module, allow users to achieve 360° panoramic view without losing any detail while simultaneously able to perform pan / tilt / zoom on specific points of interest with a simple click of the mouse. To facilitate tracking, PPTZ series are equipped with an advanced zoom module to automatically track moving objects within the range of view.

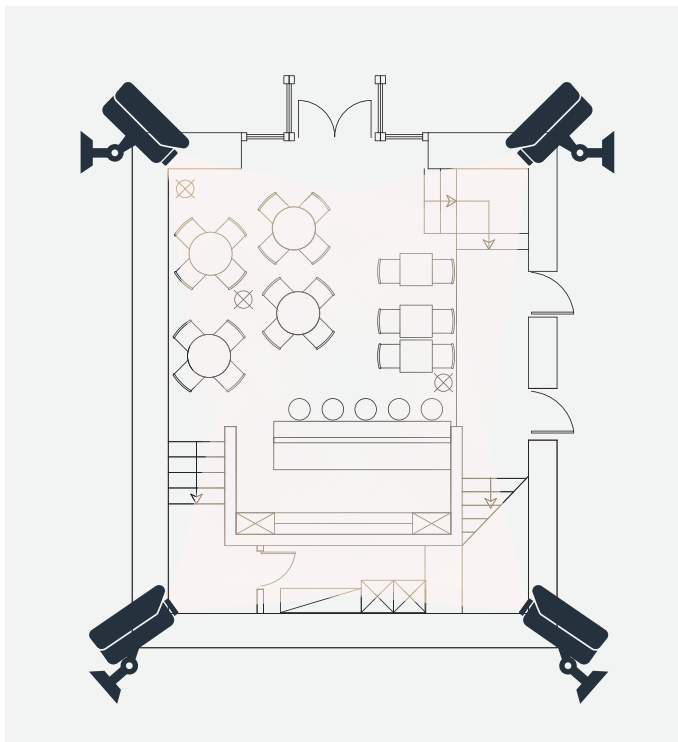
Intuitive PTZ Control



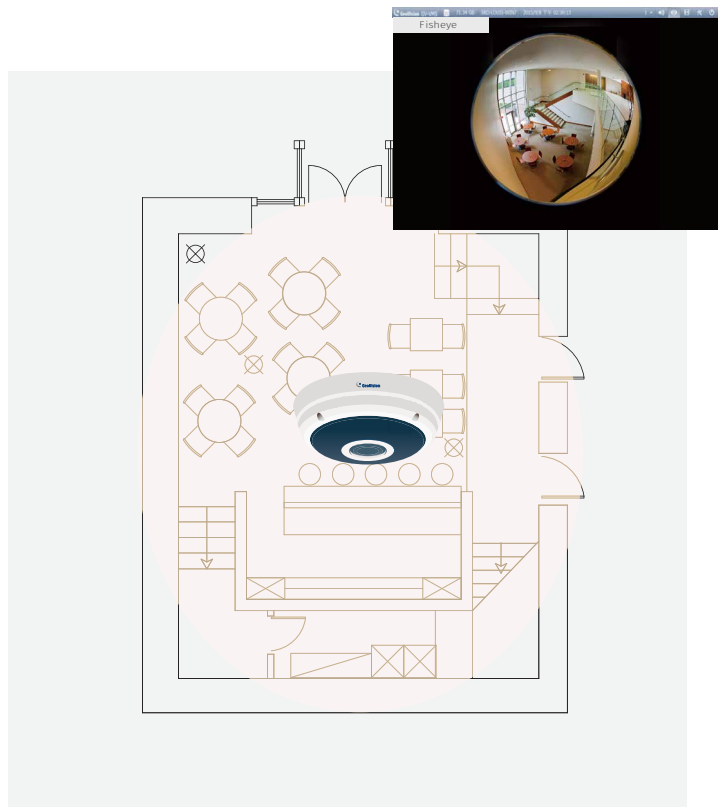
Fisheye Dewarping

PIP Mode

Single Fisheye covers all angles and sees everything



Traditional cameras x 4



GV-Fisheye camera x 1

Product Spec

GV-PPTZI402I

14MP H.265 20x Zoom Low Lux WDR Pro Panoramic PTZ IP Camera

- FE: Up to 15 fps at 4000 × 3000
- SD: Up to 60 fps at 1920 × 1080
- SD: 20x optical zoom
- Two-way Audio
- Pan travel 360° endless
- Tilt travel +110°~-110°
- Manual speed 0.5° ~ 460°/sec
- -40°C ~ 50°C (-40°F ~ 122°F)
- IP67 & IK10 for metal casing

GV-PPTZI403I

14MP H.265 30x Zoom Low Lux WDR Pro Panoramic PTZ IP Camera

- FE: Up to 15 fps at 4000 × 3000
- SD: Up to 60 fps at 1920 × 1080
- SD: 30x optical zoom
- Two-way Audio
- Pan travel 360° endless
- Tilt travel +110°~-110°
- Manual speed 0.5° ~ 460°/sec
- -40°C ~ 50°C (-40°F ~ 122°F)
- IP67 & IK10 for metal casing



Mount

GV-Mount102 Straight Tube Box Mount



- Dimensions: 256 × 256 × 316 mm (10.1 × 10.1 × 12.4")
- Weight: 66 kg (14.6 lb)

GV-Mount103 Straight Tube Mount



- Dimensions: 219 × 125 × 340 mm (8.6 × 4.9 × 13.4")
- Weight: 2.2 kg (4.9 lb)

GV-Mount908-3 In-Ceiling Mounting Kit



- Dimensions: 205 × 128 × 227 mm (8.1 × 5 × 8.9")
- Weight: 3 kg (6.6 lb)

GV-Mount207 Pendant Tube



- Dimensions: 151.6 × 203.6 × 302.8 mm (5.97 × 8.02 × 11.92")
- Weight: 1.43 kg (3.15 lb)